




Kit: TRAILER WIRING KIT, GENUINE

Kit #: VPLST0016G

Page: 1 OF 1

Fits: Range Rover Sport 2010 - '11
Range Rover Sport Supercharged 2010 - '11



Before you begin to install the new harness...

The first picture (*Figure 1*) shows the new harness plug on the bottom with the green dot nubs. The green nub piece is a pin cover and has to be removed before it will install into the car harness. Press the top rear tang of the cover to remove.

The second picture (*Figure 2*) shows on the left side top and bottom the harness plugs in the car that has the "dummy" plugs still in place that will need to be removed before it will fit into the new trailer harness plugs (depicted on the right side top and bottom). Follow the genuine instructions to complete installation.




Figure 1

Remove "dummy" plugs from existing vehicles wiring (if present—not all vehicles may have them).




Figure 2